

A Project

entitled

combox

by

Siddharth Ravikumar

Submitted to the Graduate Faculty as partial fulfillment of the requirements for the  
Masters of Science Degree in Computer Science

---

Dr. Robert C. Green II, Advisor

---

Dr. Michael Ogawa, Dean  
College of Graduate Studies

Bowling Green State University

May 2016

Public Domain, No Rights Reserved.

Siddharth Ravikumar has dedicated the work to the public domain by waiving all of his rights to the work worldwide under copyright law, including all related and neighboring rights, to the extent allowed by law. You can copy, modify, distribute and perform the work, even for commercial purposes, all without asking permission.

See <https://creativecommons.org/publicdomain/zero/1.0/legalcode> for the full legal verbiage.

An Abstract of  
combox  
by  
Siddharth Ravikumar

Submitted to the Graduate Faculty as partial fulfillment of the requirements for the  
Masters of Science Degree in Computer Science

Bowling Green State University  
May 2016

File storage providers on the Internet have made it non-trivial for individuals to store personal files on the file storage provider's computers. After Mr. Snowden disclosed information about the National Security Agency' (NSA) surveillance programs that allowed the NSA to access information stored on file storage provider' computers, online file storage became a non-solution for storing personal files for everyone who detested the possibility of somebody else being able to access their personal files. In the past, there have been separate efforts to come with a solution to allow individuals to use storage space provided by file storage providers in a way that it made it impossible for file storage providers and to access the files. combox is one such effort. It allows an individual to store personal files in the "combox directory" on all her computers (running GNU/Linux or OS X) and the combox program takes the files, splits and encrypts them and spreads them across file storage providers' directories. Therefore, when an individual uses storage space provided by file storage providers through combox, each file storage provider gets only a part of the file in an encrypted form.

Dedicated to the \$EDITOR I use to literally write everything.

# Acknowledgments

Dr. Robert C. Green II who gave me an opportunity to work on combox.

# Contents

|   |           |
|---|-----------|
| Abstract                                    | iii       |
| Acknowledgments                             | v         |
| Contents                                    | vi        |
| List of Tables                              | ix        |
| List of Figures                             | x         |
| List of Abbreviations                       | xi        |
| Preface                                     | xii       |
| <b>1 Introduction</b>                       | <b>1</b>  |
| <b>2 Background</b>                         | <b>2</b>  |
| <b>3 Literature Review</b>                  | <b>3</b>  |
| 3.1 Multi Cloud Storage Prototype . . . . . | 4         |
| 3.2 SkyCDS . . . . .                        | 5         |
| 3.3 git-annex . . . . .                     | 6         |
| <b>4 Structure and Design</b>               | <b>10</b> |
| 4.1 Structure of combox . . . . .           | 10        |
| 4.1.1 combox configuration . . . . .        | 12        |

|          |  |           |
|----------|--|-----------|
| 4.1.2    | combox directory monitor . . . . .                   | 13        |
| 4.1.3    | Node directory monitor . . . . .                     | 13        |
| 4.1.4    | Database structure . . . . .                         | 15        |
| 4.2      | combox modules overview . . . . .                    | 17        |
| 4.3      | Language choice . . . . .                            | 20        |
| 4.4      | DRY . . . . .  | 20        |
| 4.5      | Operating system compatibility . . . . .             | 21        |
| 4.6      | combox as a python package . . . . .                 | 22        |
| 4.7      | With the benefit of hindsight . . . . .              | 23        |
| <b>5</b> | <b>Testing</b>                                       | <b>25</b> |
| 5.1      | Unit testing . . . . .                               | 25        |
| 5.1.1    | Benefits . . . . .                                   | 26        |
| 5.1.2    | Caveats . . . . .                                    | 26        |
| 5.2      | Manual testing . . . . .                             | 27        |
| 5.2.1    | General setup and notes . . . . .                    | 27        |
| 5.2.2    | Testing on two GNU/Linux machines . . . . .          | 28        |
| 5.2.2.1  | Issues found . . . . .                               | 28        |
| 5.2.2.2  | Demo . . . . .                                       | 29        |
| 5.2.3    | Testing on a GNU/Linux and an OS X machine . . . . . | 31        |
| 5.2.3.1  | Issues found . . . . .                               | 31        |
| 5.2.3.2  | Demo . . . . .                                       | 32        |
| 5.2.4    | Testing with a USB stick as a node . . . . .         | 33        |
| 5.2.4.1  | Caveats . . . . .                                    | 34        |
| 5.2.4.2  | Demo . . . . .                                       | 34        |
| 5.3      | Stress testing . . . . .                             | 36        |
| 5.3.1    | flac dump (27 files - 424.798190MiB) . . . . .       | 37        |

|          |  |           |
|----------|--|-----------|
| 5.3.1.1  | Differences from previous stress test (2015-11-08) . . .   | 37        |
| 5.3.2    | 20MiB - 90MiB dump (27 files - 1620.000000MiB) . . . . .   | 37        |
| 5.3.2.1  | Differences from previous stress test (2015-11-08) . . .   | 38        |
| 5.3.3    | 20MiB - 90MiB dump (99 files - 5940.000000MiB) . . . . .   | 38        |
| 5.3.3.1  | Differences from previous stress test (2015-11-08) . . .   | 38        |
| 5.3.4    | 20MiB - 90MiB dump (180 files - 10800.000000MiB) . . . . . | 38        |
| 5.3.4.1  | Differences from previous stress test (2015-11-08) . . .   | 39        |
| 5.3.5    | Tools used . . . . .                                       | 39        |
| 5.3.6    | Observations . . . . .                                     | 39        |
| 5.3.7    | Issues found . . . . .                                     | 41        |
| <b>6</b> | <b>Conclusion and Future Work</b>                          | <b>44</b> |
|          | <b>References</b>  | <b>45</b> |



# List of Tables

# List of Figures

|     |   |    |
|-----|---|----|
| 4-1 | High level view of combox on two computers. . . . .                         | 11 |
| 5-1 | time to process all files . . . . .   | 40 |
| 5-2 | avg. time to split and encrypt . . . . .                                    | 41 |
| 5-3 | time to process all files - difference between 2015 and 2016 . . . . .      | 42 |
| 5-4 | avg. time to split and encrypt - difference between 2015 and 2016 . . . . . | 43 |

# List of Abbreviations

|            |                            |
|------------|----------------------------|
| YAML ..... | YAML Ain't Markup Language |
| CLI .....  | Command Line Interface     |
| GUI .....  | Graphical User Interface   |
| JSON ..... | JavaScript Object Notation |

# Preface

42.

# Chapter 1

## Introduction

# Chapter 2

## Background

# Chapter 3

## Literature Review

Books serve to show a man that  
those original thoughts of his aren't  
very new after all

---

*Abraham Lincoln*

The idea of unifying the storage provided by multiple Internet file storage providers and storing all the content in an encrypted form is not new, computer researchers/scientists, programmers have devised different methods to use multiple file storage providers' storage space. This chapter gives an overview of the work done by Yeo et al. in unifying the storage provided by Dropbox, Box, Google Drive and Skydrive on Android devices[1](Section 3.1); SkyCDS, a content delivery service, by Gonzalez et al., which uses publish/subscribe overly paradigm and stores the content across multiple "cloud" storage providers such that only part of the content (in encrypted form) is stored on each "cloud" storage provider[2](Section 3.2); lastly, `git-annex`, by Joey Hess[3], that allows one to version control and keep track of large files with a possibility of encrypting files that are stored in "special remotes" – storage provided by Internet file storage providers (Section 3.3).

### 3.1 Multi Cloud Storage Prototype

In their paper “Leveraging client-side storage techniques for enhanced use of multiple consumer cloud storage services on resource-constrained mobile devices”, Yeo et al. show their Android mobile application, a prototype, which unifies storage provided by Dropbox, Box, Google Drive and SkyDrive. The application allows the user to store all their information in a single location on their phone and the application uses erasure coding[4] to split each file into  $n + k$  fragments and spreads the encrypted fragments across storage provided by the file storage providers. All basic file operations – Create, Rename, Update, Delete (CRUD) – are possible. Information about the file stored in a unified location is stored in a SQLite database. Unlike combox, which depends the file storage provider’ client to sync file fragments/shards to the file storage provider’s server, the android application developed by Yeo et al. takes the responsibility to sync file fragments/shards to each file storage provider and used the OAuth 2.0[?] protocol for authorization.

For encrypting file fragments, they use AES-256; they key for encrypting is derived from the user’s password by using Password-Based Key Derivation Function (PBKDF2)[5]. For erasure coding they use the JigDFS library[6]. The android application is able do “progressive streaming” of media files; this means that large media files can be streamed in real-time from the from the file storage providers’ servers; this is an attractive feature in a “resource constrained” device where storage is expensive.

Yeo et al. propose methods for achieving data de-duplication, file fragment/shard compression based on the type of the file, intelligent pre-fetching and caching for file fragments and “automatic restoration in exploiting file-versioning”; these features were not implemented in the prototype Android application and there is possibility of Yeo et al. implementing these features in the future.



It becomes that that Yeo et al. work is of immense importance when we take into consideration the research done by Yang et al., which found that 59% of the users who use “cloud storage service” access the service through a smart phone and 42.2% users access audio/video[7]. The research by Yang et al. definitely suggests a trend of users’ preference for small hand-held computers over laptops and desktops.

## 3.2 SkyCDS

SkyCDS, by Gonzalez et al., is a content delivery system that splits and spreads the content across multiple “cloud” storage providers[2]. According to Gonzalez et al., the main reason for designing and developing SkyCDS was to prevent content providers from getting locked into just one “cloud” storage provider and to minimize loss when a “cloud” storage provider goes out of business or if there is temporary outage in the storage service provided by the “cloud” storage provider.

In SkyCDS the content delivery to subscribers of the content is segregated into two distinct layers – Metadata Flow Layer and the Content Flow Layer. The publisher of the content largely interacts with the Metadata Flow Layer that controls and keeps track of the what content is published and the subscriber also largely interacts with the Metadata Flow layer to subscribe to content published in the content delivery system. The Content Flow Layer is where the content is stored across multiple “cloud” storage providers. The publisher is responsible for publishing the content using the “delivery workflow” (part of the Content Flow Layer) and the subscriber uses the “retrieve workflow” to get access to the subscribed content.

When content has to be dispersed to  $k$  “cloud” storage providers, the content is split into  $n$  chunks,  $n > k$ , this file splitting seems to produce 66.7% of redundancy overhead[2]; this file splitting scheme looks very similar to erasure coding, but Gonzalez et al. don’t explicitly state that the content splitting scheme is indeed “erasure

coding”. The splitting of content is done by the “delivery workflow” engine which is invoked when the publisher triggers the action to publish the respective content to subscribers.

To evaluate the effectiveness of SkyCDS, Gonzalez et al. state that they’ve done a case study using the data (content) obtained from European Space Astronomy Center (ESAC) for the Soil Moisture Ocean Salinity. In this study, a group of organizations, in two different continents, used SkyCDS to share satellite images with each other. According to Gonzalez et al. this study attested SkyCDS as a viable option for content delivery with respect to performance, cost of “cloud” storage space and reliability.

### 3.3 git-annex

`git-annex` allows one to version controlled large files that are not usually feasible to version control under `git`[8]. `git-annex`, checks in the names and other meta-data about the files in `git` and stores the actual content under `.git/annex` directory. When a file is added to `git-annex`, a symlink of the file is created in place of the file and the content of the file itself is stored under the `.git/annex` directory.

For instance, say there is a file called `deb-nicholson-80s.medium.webm` was downloaded from the Internet to the `git-annex` directory:

```
git status
On branch master
Untracked files:
  (use "git add <file>..." to include in what will be committed)

deb-nicholson-80s.medium.webm
```

```
ls -l
total 105708
...
-rw-r--r-- 1 rsd rsd 108196923 May  5 2015 deb-nicholson-80s.medium.webm
...
```

When this file is added to `git-annex` with `git annex add`, the file turns into a symlink to a file under the `.git/annex` directory:

```
git annex add deb-nicholson-80s.medium.webm
add deb-nicholson-80s.medium.webm ok
(recording state in git...)
```

```
ls -l
...
lrwxrwxrwx 1 rsd rsd  207 May  5 2015 deb-nicholson-80s.medium.webm -> ../.git/annex/objects/3j/vG/SHA256E-s108196923--7de9484ee96908268e21b451eb9805552c32b44da08e70ee861332c87352944f.webm/SHA256E-s108196923--7de9484ee96908268e21b451eb9805552c32b44da08e70ee861332c87352944f.webm
```

```
git commit -m "Added video/deb-nicholson-80s.medium.webm"
[master efa1775] Added video/deb-nicholson-80s.medium.webm
1 file changed, 1 insertion(+)
create mode 120000 video/deb-nicholson-80s.medium.webm
```

Now, the file `deb-nicholson-80s.medium.webm` is checked into `git-annex` and we can now do a `git annex sync` to sync the repository to other `git-annex` repositories. It must be noted here that that when the repository is synced, the file content itself is not transferred to the other `git-annex` repositories; only the file's name and its meta-data that is stored in a separate git branch called `git-annex` are

transferred[9]. In order to create a copy of a given file in another git annex repository, `git annex get /path/to/filename.ext` has to be done.

`git-annex` has this feature called “special remotes” [10], that allows one to push/copy data to checked into `git-annex` to storage provided by “cloud” storage providers. At the time of writing this report, `git-annex` supports pushing data to the following file storage services:

- Amazon S3
- Amazon Glacier
- Internet Archive via S3
- Box.com
- Google drive
- Google Cloud Storage
- Mega.co.nz
- SkyDrive
- OwnCloud
- Flickr
- IMAP
- Usenet
- chef-vault
- hubiC
- pCloud
- ipfs
- Ceph
- Blackblaze’s B2

All data pushed to file storage provider's servers can be optionally encrypted using one's GPG key. For instance, to encrypt data that is pushed to the Amazon S3 special remote, following command is used[11]:

```
$ git annex initremote cloud type=S3 keyid=2512E3C7
initremote cloud (encryption setup with gpg key C910D9222512E3C7) (checking bucket
$ git annex describe cloud "at Amazon's US datacenter"
describe cloud ok
```

where 2512E3C7 is the id of the GPG key to use for encrypting data pushed to the Amazon S3 special remote. It is also possible to store each file that is pushed to the remotes as a set of chunks of size N, to do that we do:

```
$ git annex initremote cloud type=S3 chunk=1MiB keyid=2512E3C7
initremote cloud (encryption setup with gpg key C910D9222512E3C7) (checking bucket
$ git annex describe cloud "at Amazon's US datacenter"
describe cloud ok
```

with that each file that has to be pushed to the Amazon S3 special remote is divided into 1MiB chunks, each chunk is encrypted using the GPG key 2512E3C7 and the encrypted chunks are finally pushed to the Amazon S3 remote. It is must be noted here that unlike the Multi Cloud Storage Prototype or SkyCDS or combox, in `git-annex` when we are using file chunking all the chunks go to the same location – in this case, the Amazon S3 remote.

# Chapter 4

## Structure and Design

In general, when modeling phenomena in science and engineering, we begin with simplified, incomplete models. As we examine things in greater detail, these simple models become inadequate and must be replaced by more refined models.

---

*Structure and Interpretation of  
Computer Programs, Section  
1.1.5[12]*

### 4.1 Structure of combox

combox consists of two main components – the combox directory and the node directories. The combox directory is the place where the user stores all her files; the node directories are the directories under which encrypted shards of the files (in the combox directory) are scattered to. A node directory is the file storage provider’s directory, for instance, the Dropbox directory and the Google Drive directory are

node directories.

When a file `file.ext` is created in the combox directory, combox splits the `file.ext` into  $N$  shards, where  $N$  is the number of node directories; if there are two node directories (Dropbox directory and Google Drive driver), then 2 shards are created. Each shard of the file is then encrypted and the encrypted shards are spread evenly across the node directories; if there are two node directories – Dropbox directory and Google Drive directory – combox will create two encrypted shards of file `file.ext` – `file.ext.shard0`, `file.ext.shard1` – and place one encrypted shard under the Dropbox directory and the other encrypted shard under the Google Drive directory. Now, the Dropbox client and the Google client will sync the respective shards that was place under their directories to their servers.

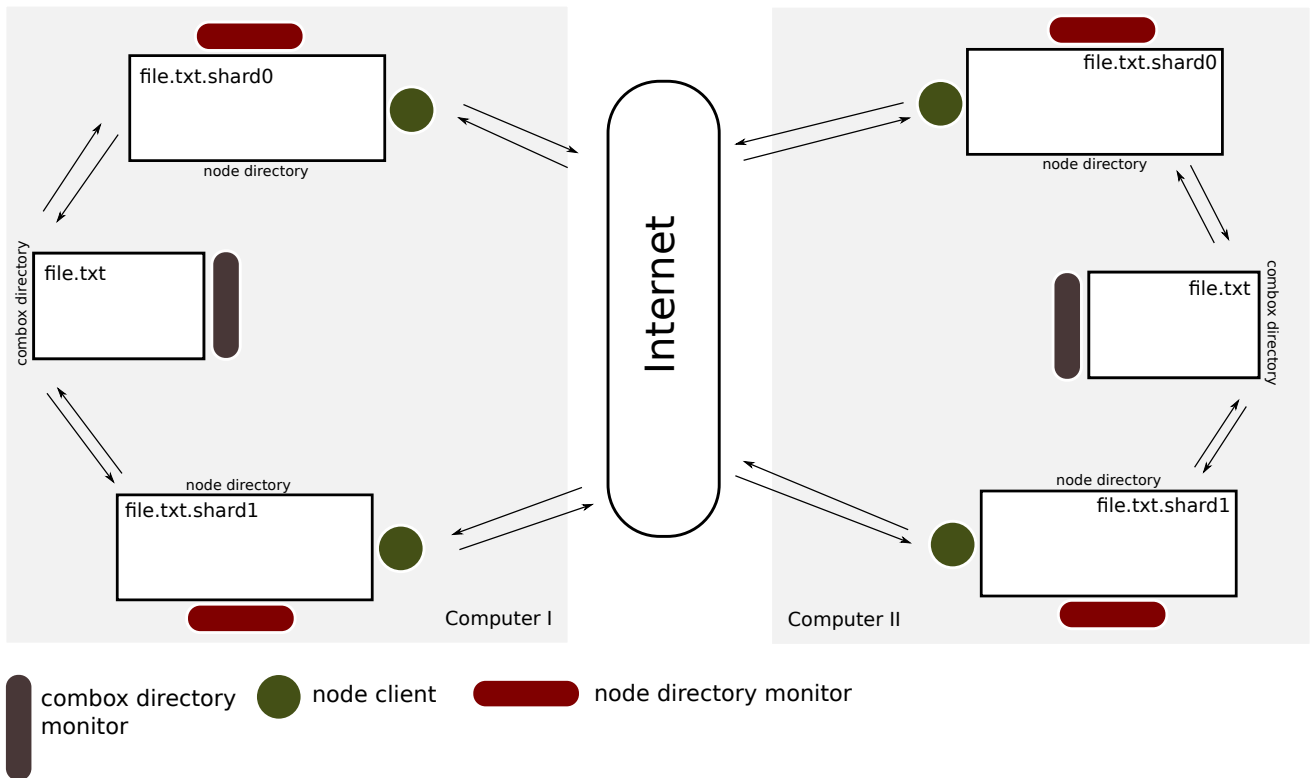


Figure 4-1: High level view of combox on two computers.

Now, we can move to another computer and start combox on it. First, the node

clients (Dropbox client and the Google Drive client) will sync the new encrypted shards to their respective directories. Once the encrypted shards are synced to the node directories, combox will pick the encrypted shards – `file.ext.shard0`, `file.ext.shard1` – decrypt them and reconstruct into `file.ext` and place in the respective location under the combox directory; figure 4-1 illustrates this. The process is similar for file modification, deletion and rename/move.

### 4.1.1 combox configuration

combox configuration triggers automatically when combox finds that it is not configured on this computer. The combox configuration setups up the combox directory; asks the user to point to the location of the node directories; reads the key (passphrase) to be used to encrypt file shards that are spread across the node directories. The combox configuration is written to `$HOME/.combox/config.yaml`; this YAML configuration file can be manually edited by the user.

The `config_cb` function in the `combox.config` module is responsible for carrying out the combox configuration. Prior to version 0.2.0, the combox configuration was purely done through the CLI, from 0.2.0 onwards, by default, the combox configuration done through a graphical interface; it is still possible to configure combox through the CLI with the `--cli` switch.

A demo of combox configuration using the graphical interface on GNU/Linux can be viewed at <https://rickety.space.net/combox/combox-config-gui-glued-gnu.webm>; the same demo of combox configuration using the graphical interface on OS X can be viewed at <https://rickety.space.net/combox/combox-config-gui-glued-osx.webm>.



### 4.1.2 combox directory monitor

combox directory monitor is an instance of `combox.events.ComboxDirMonitor` monitoring the combox directory for changes. When changes are made to the combox directory, the combox directory monitor is responsible for correctly detecting the type of change and doing the right thing at that instance of time.

When a file is created in the combox directory, the combox directory monitor will take that file, split it into  $N$  (equal to the number of node directories) shards, encrypt the shards, spread the encrypted shards to the node directories, and finally store the hash of the file in the local combox database.

When a file is modified in the combox directory, the combox directory monitor will take that modified file, split it into  $N$  (equal to the number of node directories) shards, encrypt the shards, spread the encrypted shards to the node directories, and finally update the hash of the file in the local combox database.

When a file is deleted in the combox directory, the combox directory monitor will remove the encrypted shards of the file in the node directories and get rid of the file's hash from the local combox database.

When a file is moved/renamed in the combox directory, the combox directory monitor will move/rename encrypted in the node directories, the file's hash from the local combox database and store the hash of file under its new name.

### 4.1.3 Node directory monitor

Node directory monitor is an instance of `combox.events.NodeDirMonitor` monitoring a node directory. When changes are made to the node directory, the node directory monitor is responsible for correctly detecting the type of change and doing the right thing at that instance of time. Each node directory has a dedicated node directory monitor; if there are 2 node directories, then combox will instantiate 2 node

directory monitors.

When an encrypted shard is created in the node directory due to a file created on another computer, the node directory first checks if the respective file's encrypted shard(s) has/have arrived in other node directory/directories. If all encrypted shards have arrived, then the node directory takes all the encrypted shards, decrypts them, reconstructs the file and creates the file in the combox directory of this computer and stores the hash of the newly created file in the local combox database. If all the encrypted shards have not arrived, then the node directory does not do anything. It must be observed here that the node directory monitor of the last node directory which gets the encrypted shard will be the one to perform the file reconstruction and creation.

When an encrypted shard is modified in the node directory due to a file modified on another computer, the node directory first checks if the respective file's modified encrypted shard(s) has/have arrived in other node directory/directories. If all modified encrypted shards have arrived, then the node directory takes all the modified encrypted shards, decrypts them, reconstructs the file and puts the modified version of the file in the combox directory of this computer and updates the file's hash in the local combox database. If all the modified encrypted shards have not arrived, then the node directory does not do anything. It must be observed here that the node directory monitor of the last node directory which gets the modified encrypted shard will be the one to perform the file reconstruction and will place the modified file in the combox directory.

When an encrypted shard is deleted in the node directory due to a file deleted on another computer, the node directory first checks if the respective file's encrypted shard(s) has/have been deleted in other node directory/directories. If all encrypted shards have been deleted from the node directories, then the node directory deletes the file in the combox directory of this computer and removes its information from the

local combox database. If all encrypted shards have not been deleted, then the node directory does not do anything. It must be observed here that the node directory monitor of the last node directory in which the encrypted shard is deleted will be the one to delete the file from the combox directory.

When an encrypted shard is moved/renamed in the node directory due to a file moved/renamed on another computer, the node directory first checks if the respective file' moved/renamed encrypted shard(s) has/have arrived in other node directory/directories. If all moved/renamed encrypted shards have arrived, then the node directory takes all the moved/renamed encrypted shards, decrypts them, reconstructs the moved/renamed file and puts the moved/renamed the file in the combox directory of this computer and stores the hash under the file' new name in the local combox database. If the all the moved/renamed encrypted shards have not arrived, then the node directory does not do anything. It must be observed here that the node directory monitor of the last node directory which gets the moved/renamed encrypted shard will be the one to perform the file reconstruction and will place the moved/renamed file in the combox directory.

#### 4.1.4 Database structure

To keep it simple, stupid, I decide to maintain bare minimum information about files, stored in the combox directory, and depend on file system events to do the right thing when changes takes place in the combox directory.

The only information that is stored in the database, about a file in the combox directory is its SHA-512 hash; The SHA-512 hash of a file is enough information to detect in the file. In the database, there also four dictionaries – `file_moved`, `file_deleted`, `file_created`, `file_modified` – which tracks the number of shards of a file that was moved/deleted/created/modified due the respective file being moved/deleted/created on another computer; these four dictionaries are primarily used by the `NodeDirMonitor`

to detect remote file movement/deletion/creation/modification and triggering file reconstruction from shards at the right time.

The database is a JSON file on the disk, stored by default at `$HOME/.combox/silo.db`. The `combox.silo.ComboxSilo`[13] is the sole interface to read from and write to database. The database is primarily accessed and modified by the `combox` directory monitor (`ComboxDirMonitor`) and the `node` directory monitor (`NodeDirMonitor`) through a shared `Lock`[?] that ensures that only one entity<sup>1</sup> can access/modify the database at a time.

Below is an illustration of the structure of the `combox` database:

```
{
  "/home/rsd/combox/ipsum.txt": "e3206df2bb2b3091103ab9d...",
  "/home/rsd/combox/tk-shot-osx.png": "7fcf1b44c15dd95e0...",
  "/home/rsd/combox/thgttg-21st.png": "0040eedfc3eeab546...",
  "/home/rsd/combox/lorem.txt": "5851dd7a4870ff165facb71...",
  "/home/rsd/combox/the-red-star.jpg": "4b818126d882e552...",
  "file_moved": {},
  "file_deleted": {},
  "file_created": {},
  "file_modified": {}
}
```

The `combox.silo.ComboxSilo`, which is the sole interface to read from and write to the database, uses the `pickleDB` library[14]. The `pickleDB` is a very basic key-value store which allows one to store information in the JSON format; if I would have not found this library or if this library was never by Harrison Erd, I've would have written

---

<sup>1</sup>An entity can be the `combox` directory monitor or one of the `node` directory monitors

something very similar to this library as part of combox to realize the basic key-value storage that is needed to track the hashes of the files stored in the combox directory.

It must be noted that the combox database stored on each computer is independent and does not communicate or make transactions with the combox databases located in other computers.

## 4.2 combox modules overview

combox is spread into modules that have functions and/or classes. As of 2016-02-04 combox is considerably a small program:

```
$ wc -l combox/*.py
144 combox/cbox.py
178 combox/config.py
241 combox/crypto.py
891 combox/events.py
541 combox/file.py
454 combox/gui.py
  0 combox/__init__.py
 71 combox/log.py
278 combox/silo.py
 29 combox/_version.py
2827 total
```

This section gives an overview of each of the combox modules with extreme brevity:

**combox.cbox** This module contains `run_cb` function runs combox; it creates an instance `threading.Lock` for database access and a shared `threading.Lock` for

the `combox.events.ComboxDirMonitor` and `combox.events.NodeDirMonitor`; it initializes an instance `combox.events.ComboxDirMonitor` that monitors the combox directory and an instance of `combox.events.NodeDirMonitor` for each node directory for monitoring the node directories. This modules also houses the `main` function that parses commandline arguments, starts combox configuration if needed or loads the combox configuration file to start running combox.

**combox.config** Accomodates two import functions – `config_cb` and `get_nodedirs`.

The `config_cb` is the combox configuration function that allows the user to configure combox; this function was designed in a such way that it was possible to use for both CLI and GUI methods of configuring combox. The `get_nodedirs` function returns, as a list, the paths of the node directories; this function use used in numerous places in other combox modules.

**combox.crypto** This has functions for encrypting and decrypting data; encrypting and decrypting shards (`encrypt_shards` and `decrypt_shards`); a function for splitting a file into shards, encrypting those shards and spreading them across node directories (`split_and_encrypt`); a function for decrypting the shards from the node directories, reconstructing the file from the decrypted shards and put the file back to the combox directory (`decrypt_and_glue`). Functions `split_and_encrypt` and `decrypt_and_glue` are the two functions that that are extensively used by the `combox.events` module; all other functions in this module are pretty much helper functions are `split_and_encrypt` and `decrypt_and_glue` functions and are not used by other modules.

**combox.events** This module took the most time to write and test and it is the most complex module in combox at the time of writing this report. It contains just two classes – `ComboxDirMonitor` and `NodeDirMonitor`. The `ComboxDirMonitor` inherits the `watchdog.events.LoggingEventHandler` and is responsible for

monitoring for changes in the combox directory and doing the right thing when change happens in the combox directory. The `NodeDirMonitor` also inherits `watchdog.events.LoggingEventHandler` and similarly responsible for monitoring a node directory and doing the right thing when a change happens in the node directory; subjectively, `NodeDirMonitor` is slightly more complex than the `ComboxDirMonitor`.

**combox.file** This is the second largest module in combox. It contains utility functions for reading, writing, moving files/directories, hashing files, splitting a file into shards, glue shards into a file, manipulating directories inside combox and node directories.

**combox.gui** Contains the `ComboxConfigDialog` class; it is the graphical interface for configuring combox. The class uses the Tkinter library[15] for spawning graphical elements. Other graphical libraries include PyQt[16] were considered Tkinter was chosen over others because it works on all Unix systems and Microsoft's Windows and it is part of the core python (version 3).

**combox.log** All the messages to `stdout` and `stderr` are sent through the functions `log_i` and `log_e` functions defined in this module.

**combox.silo** Contains the `ComboxSilo` class which is the canonical interface for combox for managing information about the files in the combox directory. Internally, the `ComboxSilo` class uses the `pickleDB` library[14].

**combox.\_version** This is *private* module that contains variables that contain the value of the present version and release of combox. The `get_version` function in this module returns the full version number; this function used by `setup.py`.

## 4.3 Language choice

Back in October of 2014, I was learning to write in Python and when I had to start working on combox, I chose to write combox in Python. In my first commit to the combox repository, I had to say this about Python:

```
commit 2def977472b2e77ee88c9177f2d03f12b0263eb0
Author: rsiddharth <rsiddharth@ninthfloor.org>
Date:   Wed Oct 29 23:24:58 2014 -0400
```

```
Initial commit: File splitter & File gluer done.
```

```
...
```

```
I like to write python FWIW. But after reading a dialect of Lisp when
I come back to python, it does not look very beautiful. I guess I'm
pretty convinced that there is no language that can ape the beauty of
Lisp.
```

If I were to write that commit message today (2016-02-04), I would've phrased my reflections about Python differently. While I've not found a language that is as intrinsically beautiful as Lisp, I think it is not quite right to compare Lisp and Python. Python is a very readable language and it tends to be very accessible to beginners. Also, it is hard to write unreadable Python code.

## 4.4 DRY

The core functionality of combox is to split, encrypt file shards, spread them across node directories (Google Drive and Dropbox) and decrypt, glue shards and put



them back to the combox directory when a file is created/modified/deleted/moved in another computer. The plan was to use external libraries to accomplish things that fell outside the realm of what I consider the “core functionality of combox”; the main reason behind this decision was to duly be an indolent programmer and not indulge in trying to solve problems that others have already solved.

The `watchdog`[17] library was chosen for file monitoring; this library is compatible with Unix systems and Windows. The `pycrypto` library[18] was used for encrypting data; combox uses AES encryption scheme to encrypt file shards. The `pickleDB`[14] library was used to store information about files in the combox directory; this library is not very clean, but, it was what I exactly looking for, if there was no `pickleDB`, I would’ve most probably written something similar to it and made it as part of combox.

Looking back, the decision to use external libraries reduced the complexity of combox, reduced the time to complete the initial working version of combox and made it possible to spend more than 3 months just testing and fixing issues in combox.

## 4.5 Operating system compatibility

combox was developed on a GNU/Linux machine, a conscious effort was made to write in an operating system independent way. The top criteria for choosing a library to use in combox was that it had to be compatible on *all* of the three major computing platforms in 2014-2016<sup>2</sup>.

As we were nearing the 0.1.0 release, combox was tested on OS X (See chapter 5) and OS X specific issues that were found eventually were eventually fixed. The initial 0.1.0 release was compatible with GNU/Linux and OS X.

After the initial release of combox, we wanted to see if combox would be compatible

---

<sup>2</sup>GNU/Linux, OS X and, Windows

with Windows. We found that:

- Setting up the paraphernalia to run combox was non-trivial[19].
- The unit tests for the `combox.file` module royally failed.

At the time of writing the report, combox is in version 0.2.2 and it still not compatible with Windows. Comprehensive documentation of setting up the development environment for combox on Windows was written[19] to make it less cumbersome for anyone who would want to work on making combox compatible with Windows.

## 4.6 combox as a python package

Before version 0.2.0, the canonical way to install combox was to pull the source from the `git` repository with:

```
git clone git://ricketyspace.net/combox.git
```

Then, do:

```
cd combox
```

Finally install combox with:

```
python setup.py install
```

Yes, installing combox on a machine was indeed non-trivial.

Python has a package registry called CheeseShop<sup>3</sup>; all packages registered at the CheeseShop can be installed using `pip` – Python’s platform independent package managment system[20] – with:

---

<sup>3</sup>code name for Python Package Index, see <https://wiki.python.org/moin/CheeseShop>

```
pip install packagename
```

To make it easier for (python) users to install combox on their machine, an effort was made to make it a python package[21]. From version 0.2.0, combox has been registered python package at the CheeseShop. (Python) users can now easily get a copy of combox on their machine with:

```
pip install combox
```

All versions of combox that is available through the CheeseShop are digitally signed using the following GPG key:

```
pub 4096R/00B252AF 2014-09-08 [expires: 2017-09-07]
    Key fingerprint = C174 1162 CEED 5FE8 9954 A4B9 9DF9 7838 00B2 52AF
uid                               Siddharth Ravikumar (sravik) <sravik@bgsu.edu>
sub 4096R/09CECEDB 2014-09-08 [expires: 2017-09-07]
```

All versions of combox's source are also available as a compressed TAR ball and as a ZIP archive; they can be downloaded from <https://ricketyospace.net/combox/releases.html>.

## 4.7 With the benefit of hindsight

combox's node monitor (`combox.events.NodeDirMonitor`) was written with the assumption that the node monitor will be the only entity that will be making changes to the node directory that it is monitoring. When started testing combox with node clients (Dropbox client and Google Drive client), we observed that the node clients made changes to the node directory when a file was created/modified/renamed/deleted; for instance, when a shard, in the Dropbox node directory, was modified on a remote computer, the Dropbox client would first pull the newer version of the shard under the `.dropbox.cache` directory as a temporary file, move the older version of

the shard under `.dropbox.cache` as a backup, and finally move the latest version of the shard, stored as a temporary file under the `.dropbox.cache` directory, to the respective location in the Dropbox node directory; when a shard, in the Google Drive node directory, was remotely modified on a remote computer, the Google Drive client would delete the older version of the shard from the Google Drive node directory and then create the newer version of the shard in the respective location under the Google Drive node directory. Since `combox` did not know about the node client's behaviour, it confused `combox` and broke it royally; we had to make major changes to the `combox.events.NodeDirMonitor` class to make `combox` aware of the node client's behavior, this eventually brutally obliterated the simplicity of the `combox.events.NodeDirMonitor` class which I was proud of.

I'm not sure how I would have written the `combox.events` module if I had known about the Dropbox and Google Drive client's behaviour before writing the `combox.events.NodeDirMonitor` or the `combox.events.ComboxDirMonitor` classes. Looking back, if there one thing I would want to re-think/redo, it is the `combox.events` module.

The most important lesson I'm taking away from the experience of writing `combox` is the insight of how easy it is to ruthlessly crush the simplicity of a program due to unforeseen use cases.

<3

# Chapter 5

## Testing

Testing shows the presence, not the absence of bugs.

---

*Dijkstra*[22]

### 5.1 Unit testing

The `nose`[23] testing framework was used to write unit tests for the functions and classes part of the `combox.config`, `combox.crypto`, `combox.events`, `combox.file`, `combox.silo` `combox._version` modules. Unit tests were not written for `combox.cbox`, `combox.gui`, `combox.combox.log` modules.

Unit tests for `combox` become reality by pure serendipity. During the time, when I started working on `combox`, I was learning to use the `nose` library to unit test python code. Since, `combox` was being written in python, I started making it a norm to write unit tests for functions and classes in `combox` modules.

As mentioned before, unit tests were not written for some modules either because it would make no sense to write one (for the `combox.cbox` module, for instance, which basically uses functions and classes defined in other modules to run `combox`) or it was not clear how to write unit tests it (the `combox.gui` contains just the `ComboxConfigDialog` a graphical front-end which uses the configuration function

defined in the `combox.config` module to complete the combox configuration based on the user input).

It must be noted here that pure Test Driven Development (TDD) was not observed – most of the time the function/class was written before the its corresponding test was written.

### 5.1.1 Benefits

While writing unit tests definitely increased the time to write a particular feature, it enabled me to immediately check if a feature worked as it should for the given use case or given set of inputs.

With the benefit of hindsight, unit tests greatly helped in testing the compatibility of combox on OSX. Before the `v0.1.0` release, combox's node directory monitor always assumed that a file's first shard (`shard0`) is always available; while this assumption did not create any problems on GNU/Linux, on OS X, this assumption made the node directory monitor to behave erratically – this issue (bug #4[24] was immediately found when the unit tests were run for the first time on OS X. Another instance where unit tests helped was just before the `v0.2.0` release; major changes, including the introduction of file locks in the `ComboxDirMonitor`, were made to the `combox.events`. When the unit tests were run OS X, two tests failed, revealing a difference in behavior of watchdog[17] on GNU/Linux and OS X on file creation[25]; without unit tests, there is a high probability that this bug would never have been found by now.

### 5.1.2 Caveats

Unit tests are helpful in testing the correctness of a feature for N number of use cases but it does not necessarily mean the written feature correctly behaves for use

cases that the author of the feature did not consider or did not think about while writing the respective feature. As Dijkstra correctly observed:

Unit tests failed to reveal bugs #4, #5 #6 #7 #5 #10 #11[24]; these bugs were found when manually testing `combox`.

## 5.2 Manual testing

The unit tests for the `combox.events` module test the correctness of the `ComboxDirMonitor` and `NodeDirMonitor` independently; in order to comprehensively test the correctness of both `ComboxDirMonitor` and `NodeDirMonitor`, it was required to manually test `combox` running on more than one computer. As you'll see in the following subsections, several bugs were found and fixed while doing manual testing.

Three different types of setups were used to test `combox`. The first kind of setup has two GNU/Linux machines each using `combox` to sync files between each other with Dropbox and Google Drive being the nodes; the second kind of setup has a GNU/Linux machine and a OS X machine each using `combox` to sync files between each other with Dropbox and Google Drive being the nodes; the third kind of setup has a GNU/Linux machine and OS X machine each using `combox` to sync files between each other with Dropbox, Google Drive and a USB stick as nodes.

### 5.2.1 General setup and notes

- On the GNU/Linux machines, the official Dropbox client was used to sync the Dropbox node directory to Dropbox' servers. `rc1one`[26] was used to sync the Google Drive node directory to Google Drive' servers; At the time of testing, Google Drive did not have client for GNU/Linux.
- On OS X, the official Dropbox client was used to sync the Dropbox node directory to Dropbox's servers; the official Google Drive client was used to sync the

Google Drive node directory to Google Drive' servers.

- Since combox is extremely event-driven, combox must be started before the Dropbox and Google Drive clients start syncing their respective directories (nodes).

## 5.2.2 Testing on two GNU/Linux machines

combox was run to two GNU/Linux machines and a file was alternatively created/modified/renamed/deleted on an of the GNU/Linux machine and it was verified if the respective file was also created/modified/renamed/deleted on the other GNU/Linux machine. One of the GNU/Linux machine (`lyra`) was a virtual machine running Debian GNU/Linux stable (version 8.x); the other GNU/Linux machine (`grus`) was a physical machine running Debian GNU/Linux testing. The node directories to scatter the files' shards were the Dropbox directory and Google Drive directory. The official Dropbox client was used to automatically sync files from the Dropbox directory to the Dropbox' server; `rc1one`[26] was used to sync files from Google Drive directory to Google Drive' server.

### 5.2.2.1 Issues found

- Some editors, especially on POSIX complaint systems, create backup version of the file being edited. combox was detecting this backup file as a “new file” and it split it into shards, encrypted the shards and scattered the shards across the node directories. The right thing for combox to do was to ignore these backup files and do nothing about them. This issue was fixed on 2015-09-29[24]. Now the `ComboxDirMonitor`, on a “file created” or “file modified” event, returns from the `on_created` or `on_modified` callback when it finds that the file is a backup/temporary file.



- Dropbox client maintains the `.dropbox.cache` directory under the root of the Dropbox directory.
  - When a file (shard) was created on another computer, the Dropbox client pulls the new file (shard) to this computer into `.dropbox.cache` as a temporary file and then moves the new file (shard) to its respective location with the appropriate name.
  - When a file (shard) was modified on another computer, the Dropbox client pulls the modified file (shard) to this computer into the `.dropbox.cache` as a temporary file; moves the old version of the file (shard) under the Dropbox directory into the `.dropbox.cache`; finally moves the updated copy of the file, stored as a temporary file, into the Dropbox directory to its respective location with the appropriate name.
  - When a file (shard) was deleted on another computer, the Dropbox client moves the delete file into the `.dropbox.cache` directory on this computer.

All of the above behavior of the Dropbox client epically broke combox. Commits `3d714c5` to `6e1133f`<sup>[27]</sup> fixed combox by making it aware of Dropbox's client behavior.

### 5.2.2.2 Demo

Demo of combox being used on two GNU/Linux machines can be viewed at <https://rickety.space.net/combox/combox-2-gnus.webm>.

`lyra` (virtual machine) and `grus` (bare-metal) are the two GNU/Linux machines being used for the demo.

Description of what happens in the demo follows:

- (lyra) install combox.
- (lyra) run combox (test mode).

- (lyra) create file `walden.pond` with content “It must be beautiful there”.
  - (lyra) sync Google Drive using `rclone`.
  - (grus) sync Google Drive using `rclone`.
  - (grus) git pull latest copy of `combox`.
  - (grus) install `combox`
  - (grus) run `combox` (testing mode).
  - (grus) verify that `walden.pond` was create on this machine.
  - (grus) append 'Peaceful too.' to `walden.pond`.
  - (grus) sync Google Drive using `rclone`.
  - (lyra) sync Google Drive using `rclone`.
  - (lyra) verify that the latest copy of `walden.pond` is there in the `combox` directory;
- it should contain 'Peaceful too.' in the last line.
- (lyra) append “I’ve a dream” to `walden.pond`.
  - (lyra) sync Google Drive using `rclone`.
  - (grus) sync Google Drive using `rclone`.
  - (grus) verify that the latest copy of `walden.pond` is there in the `combox` directory;
- it should contain “I’ve a dream” in the last line.
- (grus) remove `walden.pond` from `combox` directory.
  - (grus) sync Google Drive using `rclone`.
  - (lyra) sync Google Drive using `rclone`.
  - (lyra) verify that `walden.pond` is removed from the `combox` directory.
  - (grus) open dropbox and Google drive accounts from the web browser.
  - (lyra) create file `manufacturing.consent`. with content “Chomsky stuff?”.
  - (lyra) sync Google Drive using `rclone`.
  - (grus) sync Google Drive using `rclone`.
  - (grus) verify that `manufacturing.consent` was created in the `combox` directory.

- (grus) verify that the shards of `manufacturing.consent` were created on Dropbox and Google Drive through the web browser.

### 5.2.3 Testing on a GNU/Linux and an OS X machine

combox was run on a GNU/Linux machine and an OS X machine and a file was alternatively created/modified/renamed/deleted on one of the machine and it was verified if the respective file was also created/modified/renamed/deleted on the other machine. The GNU/Linux machine was a virtual machine (`lyra`) running Debian GNU/Linux stable; the OS X machine was on Mavericks (10.9) during the initial stage of testing, later it was upgraded to Yosemite (10.10). The node directories to scatter files' shards were the Dropbox directory and the Google Drive directory. The official Dropbox client was used to automatically sync files from the Dropbox directory to the Dropbox' server on both the GNU/Linux machine and the OS X machine; the official Google Drive client was used to automatically sync files from the Google Drive directory to Google Drive' server on OS X and `rc1one`[26] was used to sync files from the Google Drive directory to Google Drive's server on GNU/Linux.

#### 5.2.3.1 Issues found

- When a file was modified on another computer, on this computer combox assumed that first shard (`shard0`) will be updated first and also counted on the existence of the first shard (`shard0`). It was observed that the order in which the shards were updated were unpredictable on this computer and if the first shard (`shard0`) was stored in the Dropbox directory, it will momentarily disappear before the most updated shard becomes available in the Dropbox directory; this broke combox. This issue was fixed on 2015-08-25[28]. This issue is not got to do with the nature of the setup but it is related to the Dropbox's behavior elaborated in section 5.2.2.1.

- The official Google Drive client when it pulls an updated version of the file from Google Drive' server, instead directly updating the respective file on the computer, it deletes the older version of the file and creates the latest version of the file at the respective location in the Google Drive directory; this behavior of the Google Drive confused and broke combox. This issue was fixed 2015-09-06 by making combox under the official Google Client's behavior[29].
- When a non-empty directory was move/renamed on another computer, the old directory was not getting properly deleted on this computer; this was happening because the files under the directory being renamed were not deleted when it was time for `NodeDirMonitor` to `rmdir` the old directory. This issue again is not specific to the nature of the setup but was found while testing combox on this setup. This issue was fixed on 2015-09-12[30].
- It was found that `combox.file.rm_path` function failed when it was given a non-existent path to remove; this issue was fixed on 2015-09-12[31].

### 5.2.3.2 Demo

Demo of combox being used on a GNU/Linux machine and OS X machine can be viewed at <https://ricketyospace.net/combox/combox-gnu-osx.webm>

`lyra` is the GNU/Linux (virtual) machine and `dhcp-129-1-66-1` is the OS X machine that is being used for the demo. The OS X machine is accessed through VNC[32].

Description of what happens in the demo follows:

- (`lyra`) create file `cat.stevens` with content "peace train".
- (`lyra`) sync Google Drive using `rclone`.
- (`dhcp-129-1-66-1`) verify that file `cat.stevens` is created with content "peace train".

- (dhcp-129-1-66-1) append string “moonshadow” to file `cat.stevens`.
- (lyra) sync Google Drive using `rclone`.
- (lyra) verify that the file `cat.stevens` was updated (modified); last line must have the string “moonshadow”.
- (lyra) append string “father and son” to the file `cat.stevens`.
- (lyra) sync Google Drive using `rclone`.
- (dhcp-129-1-66-1) verify that the file `cat.stevens` was updated (modified); last line must have the string “father and son”.
- (dhcp-129-1-66-1) rename file `cat.stevens` to `yusuf.islam`
- (lyra) sync Google Drive using `rclone`.
- (lyra) verify that the file `cat.stevens` was renamed to `yusuf.islam`.

#### 5.2.4 Testing with a USB stick as a node

combox was run on a GNU/Linux machine and an OS X machine and a file was alternatively created/modified/deleted on one of the machine and it was verified if the respective file was also create/modified/deleted on the other machine. The GNU/Linux machine was a physical machine (`grus`) running Debian GNU/Linux stable; The OS X machine was on Mavericks (10.9). The node directories to scatter files’ shards were the Dropbox directory, Google Drive directory and the USB stick (`ZAPHOD`, FAT filesystem). The official Dropbox client was used to automatically sync files from Dropbox directory to Dropbox’ server on both the GNU/Linux machine and OS X machine; the official Google Drive client was used to automatically sync files from the Google Drive directory to Google Drive’ server on OS X and `rclone`[26] was used to sync files from the Google Drive directory to Google Drive’s server on GNU/Linux; the same USB stick (`ZAPHOD`) was used on bothe GNU/Linux and Dropbox to store the third shard (`shard2`) of a file.

#### 5.2.4.1 Caveats

- When a removable USB disk is used as a node, combox must be turned off before ejecting/unmounting the USB disk; combox does not expect a node directory to disappear when it is running, if the USB disk is removed when combox is running, then combox goes to a undefined state.
- When a file modified on machine A is synced to machine B, combox must be turned on first before turning on Dropbox and Google Drive clients and the shard in the USB disk needs to be “touched” for combox to detect that the file was modified on the remote computer and update the file locally on this machine.
- File rename/move does not work. To make it work, core functionality of combox must be re-written.

#### 5.2.4.2 Demo

Demo of combox being used with a USB stick as the third node can be view at <https://rickety.space.net/combox/combox-usb-node-demo.webm>

`grus` is the GNU/Linux machine and `dhcp-129-1-66-1` is the OS X machine that is being used for the demo. `ZAPHOD` is the FAT32 USB stick used as the third node.

Description of what happens in the demo follows:

- (`grus`) start combox.
- (`grus`) create a file called `simon.and.garfunkel` with content “the boxer”.
- (`grus`) sync Google Drive using `rclone`.
- (`grus`) stop combox.
- (`grus`) unmount USB stick (`ZAPHOD`) from `grus`.
- (`dhcp-129-1-66-1`) mount USB stick (`ZAPHOD`) to (`dhcp-129-1-66-1`).
- (`dhcp-129-1-66-1`) start Dropbox client.

- (dhcp-129-1-66-1) start Google Drive client.
- (dhcp-129-1-66-1) start combox.
- (dhcp-129-1-66-1) verify that the file `simon.and.garfunkel` with content “the boxer” was created.
- (dhcp-129-1-66-1) append string “mrs. robinson” to file `simon.and.garfunkel`.
- (dhcp-129-1-66-1) stop combox.
- (dhcp-129-1-66-1) stop Google Drive client.
- (dhcp-129-1-66-1) stop Dropbox client.
- (dhcp-129-1-66-1) unmount the USB stick (ZAPHOD) from (dhcp-129-1-66-1).
- (grus) mount the USB stick (ZAPHOD) to (grus).
- (grus) start combox.
- (grus) start Dropbox client.
- (grus) sync Google Drive using `rclone`.
- (grus) touch `simon.and.garfunkel.shard2` in the USB stick (ZAPHOD).
- (grus) verify that the file `simon.and.garfunkel` is updated; the last line must contain the string “mrs. robinson”.
- (grus) remove the file `simon.and.garfunkel`.
- (grus) sync Google Drive using `rclone`.
- (grus) unmount the USB stick (ZAPHOD) from (grus).
- (grus) stop Dropbox client.
- (dhcp-129-1-66-1) mount the USB stick (ZAPHOD) to (dhcp-129-1-66-1).
- (dhcp-129-1-66-1) start Google Drive client.
- (dhcp-129-1-66-1) start Dropbox client.
- (dhcp-129-1-66-1) start combox.
- (dhcp-129-1-66-1) verify that the file `simon.and.garfunkel` was deleted.

## 5.3 Stress testing

Large number of files of different sizes were dumped to the combox directory between an one second interval to see how combox responds to high load. The file dump size was varied from 424.798190MiB (27 files) to 10800.000000MiB (180 files); the average time taken to split a file and the total time to process all files were calculated for each dump.

Stress testing was first done on 2015-11-08. In mid November the `ComboxDirMonitor` was drastically modified to make it use the file Lock shared the instances of `NodeDirMonitor`[33]; my hunch was that this change in `ComboxDirMonitor` directly affected the performance of combox and therefore the results that were got from stress testing on 2015-11-08 would no longer be valid. Stress testing was again done on 2016-01-16; the results of this stress test are in sections 5.3.1 to 5.3.4, section 5.3.5 gives information about the tools used for stress testing, section 5.3.6 contains the observations and comparisons between this stress test and the one done on 2015-11-08, lastly section 5.3.7 reveals the issues that were found with combox by virtue of doing the stress tests.



### 5.3.1 flac dump (27 files - 424.798190MiB)

| field                                 | value                                  |
|---------------------------------------|--|
| delay between a file dump             | 1s                                     |
| start time of processing              | 11:00:54                               |
| end time of processing                | 11:01:38                               |
| total time taken to process all files | 00:00:44                               |
| no. of files                          | 27                                     |
| total size of all files               | 445433187.000000 bytes (424.798190MiB) |
| avg. file size                        | 16497525.000000 bytes (15.733266MiB)   |
| avg. time to split and encrypt a file | 352.583370 ms                          |

#### 5.3.1.1 Differences from previous stress test (2015-11-08)

- Total time to process all files was faster by 1min3secs.
- Average time to split and encrypt a file reduced by 28.3379630000000002ms.

### 5.3.2 20MiB - 90MiB dump (27 files - 1620.000000MiB)

| field                                 | value                                    |
|---------------------------------------|--|
| delay between a file dump             | 1s                                       |
| start time of processing              | 12:26:45                                 |
| end time of processing                | 12:29:07                                 |
| total time taken to process all files | 00:02:22                                 |
| no. of files                          | 27                                       |
| total size of all files               | 1698693120.000000 bytes (1620.000000MiB) |
| avg. file size                        | 62914560.000000 bytes (60.000000MiB)     |
| avg. time to split and encrypt a file | 2670.596556ms                            |

### 5.3.2.1 Differences from previous stress test (2015-11-08)

- Total time to process all files was slower by 4secs.
- Average time to split and encrypt a file reduced by 25.52536999999984ms.

### 5.3.3 20MiB - 90MiB dump (99 files - 5940.000000MiB)

| field                                 | value                                    |
|---------------------------------------|--|
| delay between a file dump             | 1s                                       |
| start time of processing              | 13:10:16                                 |
| end time of processing                | 13:19:26                                 |
| total time taken to process all files | 00:09:10                                 |
| no. of files                          | 99                                       |
| total size of all files               | 6228541440.000000 bytes (5940.000000MiB) |
| avg. file size                        | 62914560.000000 bytes (60.000000MiB)     |
| avg. time to split and encrypt a file | 2979.647586ms                            |

### 5.3.3.1 Differences from previous stress test (2015-11-08)

- Total time to process all files was faster by 59secs.
- Average time to split and encrypt a file increased by 206.20906100000002ms.

### 5.3.4 20MiB - 90MiB dump (180 files - 10800.000000MiB)

| field                                 | value                                      |
|---------------------------------------|--|
| delay between a file dump             | 1s   |
| start time of processing              | 13:42:06                                   |
| end time of processing                | 14:00:10                                   |
| total time taken to process all files | 00:18:04                                   |
| no. of files                          | 180  |
| total size of all files               | 11324620800.000000 bytes (10800.000000MiB) |
| avg. file size                        | 62914560.000000 bytes (60.000000MiB)       |
| avg. time to split and encrypt a file | 3423.087539ms                              |

#### 5.3.4.1 Differences from previous stress test (2015-11-08)

- Total time to process all files was slower by 1min2secs
- Average time to split and encrypt a file increased by 399.87623299999996ms.

#### 5.3.5 Tools used

The `dump` script[34] was used to dump files to the `combox` directory between one second intervals; a night of Emacs Lisp indulgence made it possible to quickly slurp the required data from the `combox` output and calculate the average time to split and encrypt a file and the total amount of time taken to process the files for a given dump[35]; lastly `org-mode` was used to document all data gathered during stress testing[36].

#### 5.3.6 Observations

- Figure 5-1 shows the time it takes `combox` to process files for a given file dump<sup>1</sup>. As can be observed from the graph, the total time taken to process all the files

---

<sup>1</sup>A “file dump” here means a bunch of files copied to the `combox` directory between 1 sec intervals.

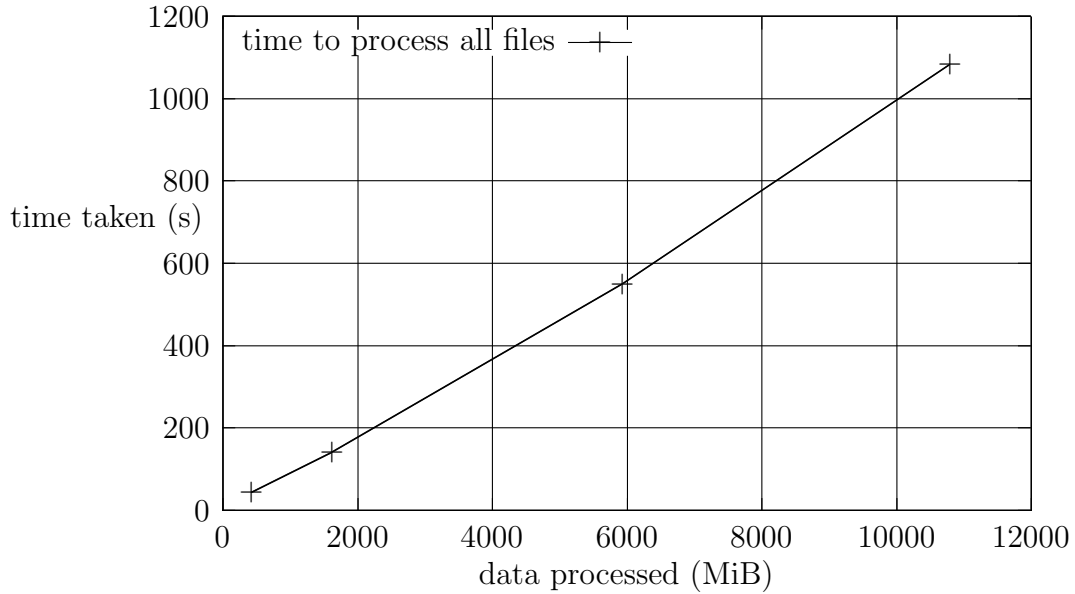


Figure 5-1: time to process all files

tends almost linearly increase with the increase in the size of the file dump<sup>2</sup>.

- Figure 5-2 show the average time it takes combox to split and encrypt a file for a given file dump. There is a steep increase in the average time from the 424.798190MiB dump and the 1620.000000MiB dump, after which the average time to split and encrypt a file seems to almost linearly increase; The main reason for this is that the average file size for dumps from 1620.000000MiB to 10800.000000MiB are the same.
- Figure 5-3 shows the graphs for the total amount of time taken to process all files for a given file dump in the 2016-01-16 and 2015-11-8 stress test. The amount of time needed to process all fills seems to be reduced for the 5940.000000MiB file dump when compared to the 2015 stress test results and it seems to be slightly higher for the 10800.000000MiB file dump when compared to the 2015 stress test.

---

<sup>2</sup>The “size of the file dump” is the total size of all files in a given file dump.

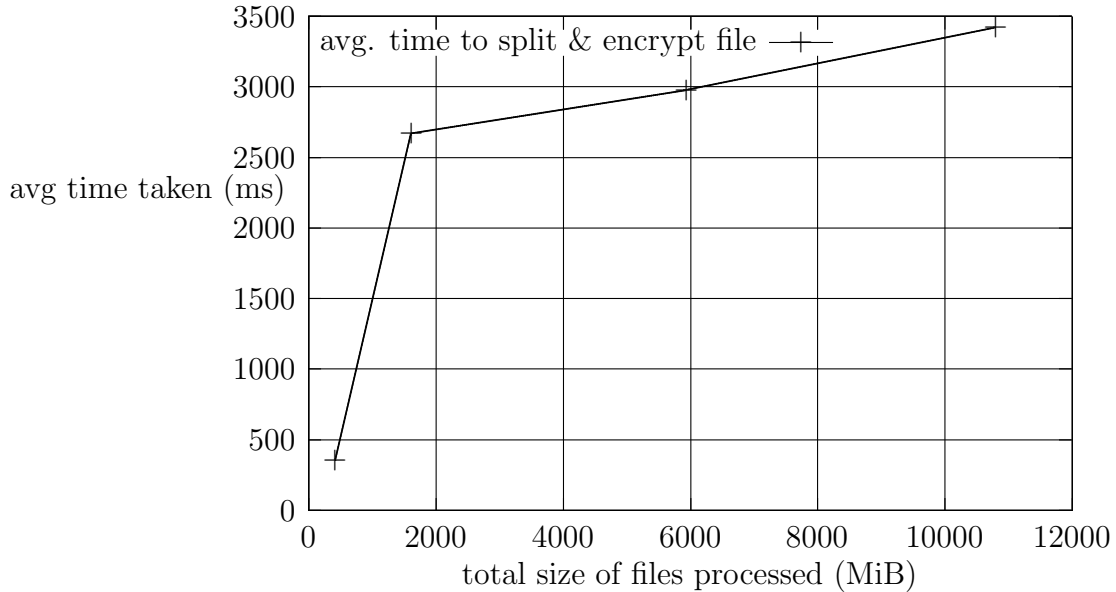


Figure 5-2: avg. time to split and encrypt

- Similarly, figure 5-4 shows the graphs for the average time to split and encrypt for a given file dump in the 2016-01-16 and the 2015-11-8 stress test. The average time taken seems to be almost the same for the 424.798190MiB and the 1620.000000 dump, but for the 5940.000000MiB and the 10800.000000MiB dump the average time taken seems to be higher for the 2016 stress test when compared to the 2015 stress test.

### 5.3.7 Issues found

- Initially when combox was stress tested with huge files, combox would get overwhelmed leading to the computer running out of memory and the load average sometimes peaking at 8. At first, it was assumed that there was a bug in combox which caused this to happen, but later it was found that `watchdog`[17] was generating a large number “file modified” events when a huge file (~500MiB was modified). To prevent `watchdog` from generating a large number “file modified” events for a single modification of a huge file, a delay proportional to

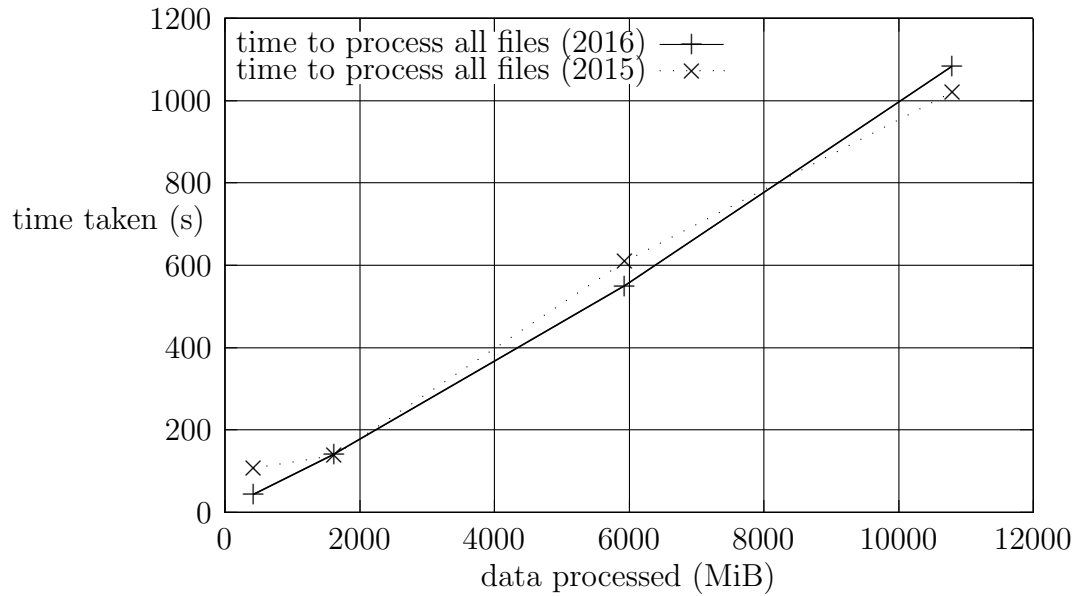


Figure 5-3: time to process all files - difference between 2015 and 2016

the size of the file was created in the `on_modified` callback methods in both `ComboxDirMonitor` and `NodeDirMonitor`[37], this fixed the issue. Also, this it might be useful to note here that this was “the” hardest issue I dealt with in working on `combox`.

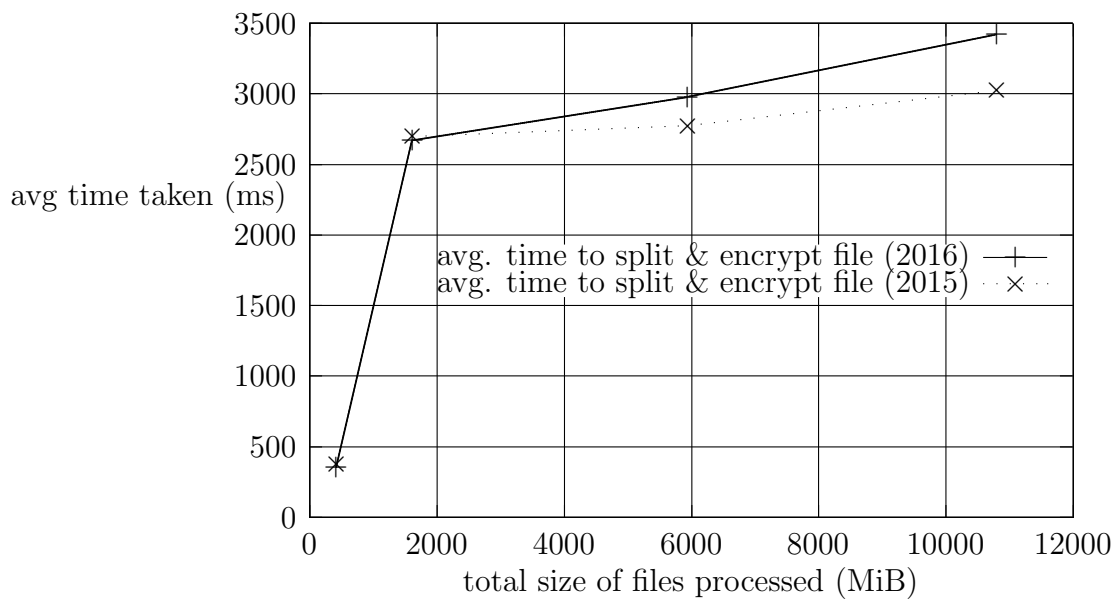


Figure 5-4: avg. time to split and encrypt - difference between 2015 and 2016

# Chapter 6

## Conclusion and Future Work



# References

- [1] H.-S. Yeo, X.-S. Phang, H.-J. Lee, and H. Lim, “Leveraging client-side storage techniques for enhanced use of multiple consumer cloud storage services on resource-constrained mobile devices,” *Journal of Network and Computer Applications*, vol. 43, pp. 142 – 156, 2014. [Online]. Available: <http://www.sciencedirect.com/science/article/pii/S1084804514000897>
- [2] J. Gonzalez, J. C. Perez, V. J. Sosa-Sosa, L. M. Sanchez, and B. Bergua, “Skycds: A resilient content delivery service based on diversified cloud storage,” *Simulation Modelling Practice and Theory*, vol. 54, pp. 64 – 85, 2015. [Online]. Available: <http://www.sciencedirect.com/science/article/pii/S1569190X15000477>
- [3] “Joey hess.” [Online]. Available: <https://joeyh.name>
- [4] H. Weatherspoon and J. D. Kubiatowicz, *Peer-to-Peer Systems: First International Workshop, IPTPS 2002 Cambridge, MA, USA, March 7–8, 2002 Revised Papers*. Berlin, Heidelberg: Springer Berlin Heidelberg, 2002, ch. Erasure Coding Vs. Replication: A Quantitative Comparison, pp. 328–337. [Online]. Available: [http://dx.doi.org/10.1007/3-540-45748-8\\_31](http://dx.doi.org/10.1007/3-540-45748-8_31)
- [5] B. Kaliski, “PKCS #5: Password-Based Cryptography Specification Version 2.0,” RFC 2898 (Informational), Internet Engineering Task Force, Sep. 2000. [Online]. Available: <http://www.ietf.org/rfc/rfc2898.txt>
- [6] J. Bian and R. Seker, “Jigdfs: A secure distributed file system,” in *Computational Intelligence in Cyber Security, 2009. CICS’09. IEEE Symposium on*. IEEE, 2009, pp. 76–82.

- [7] H.-L. Yang and S.-L. Lin, “User continuance intention to use cloud storage service,” *Computers in Human Behavior*, vol. 52, pp. 219 – 232, 2015. [Online]. Available: <http://www.sciencedirect.com/science/article/pii/S074756321500446X>
- [8] “git - the stupid content tracker.” [Online]. Available: <https://git-scm.com/>
- [9] “git-annex - how it works.” [Online]. Available: [https://git-annex.branchable.com/how\\_it\\_works/](https://git-annex.branchable.com/how_it_works/)
- [10] “git-annex - special remotes.” [Online]. Available: [https://git-annex.branchable.com/special\\_remotes/](https://git-annex.branchable.com/special_remotes/)
- [11] “git-annex - special remote - amazon s3.” [Online]. Available: [https://git-annex.branchable.com/tips/using\\_Amazon\\_S3/](https://git-annex.branchable.com/tips/using_Amazon_S3/)
- [12] H. Abelson, G. J. Sussman, and J. Sussman, *Structure and Interpretation of Computer Programs*, 2nd ed. MIT Press, 1996.
- [13] “combox - combox.silo.comboxsilo - sole db interface.” [Online]. Available: <https://git.rickety.space.net/combox/tree/combox/silo.py?id=v0.2.2#n29>
- [14] “pickledb - lightweight and simple key-value store.” [Online]. Available: <https://pythonhosted.org/pickleDB>
- [15] “Tkinter - python interface to tcl/tk.” [Online]. Available: <https://docs.python.org/2/library/tkinter.html>
- [16] “Pyqt - python binding of the cross-platform gui toolkit qt.” [Online]. Available: <https://riverbankcomputing.com/software/pyqt/intro>
- [17] “Watchdog - python api library and shell utilities to monitor file system events.” [Online]. Available: <https://pythonhosted.org/watchdog/>

- [18] “Pycrypto - the python cryptography toolkit.” [Online]. Available: <https://www.dlitz.net/software/pycrypto/>
- [19] “setup combox on windows.” [Online]. Available: <https://ricketyospace.net/combox/setup#windows>
- [20] “pip - pypa recommended tool for installing python packages.” [Online]. Available: <https://pip.pypa.io/en/stable/>
- [21] “Python packaging user guide.” [Online]. Available: <https://packaging.python.org/en/latest/>
- [22] J. Buxton and B. Randell, “Software engineering techniques,” NATO Science Committee, Tech. Rep. p. 16, 1969. [Online]. Available: <http://homepages.cs.ncl.ac.uk/brian.randell/NATO/nato1969.PDF>
- [23] “Nose - a nicer testing for python.” [Online]. Available: <https://nose.readthedocs.org/en/latest/>
- [24] “combox issue tracker (org-mode).” [Online]. Available: <https://git.ricketyspace.net/combox/plain/TODO.org>
- [25] “combox - watchdog 'file create event' bug fix.” [Online]. Available: <https://git.ricketyspace.net/combox/commit/?id=8c86e7c28738c66c0e04ae7886b44dbcdfc6369>
- [26] “rclone - command line program to sync files and directories to and from google drive.” [Online]. Available: <http://rclone.org/>
- [27] “combox - git commits - dropbox client behavior fix.” [Online]. Available: <https://git.ricketyspace.net/combox/log/?qt=range&q=3d714c5..6e1133f>
- [28] “combox - git commit - shard modification fix.” [Online]. Available: <https://git.ricketyspace.net/combox/commit/?id=d5b52030348d40600b4c9256f76e5183a85fbb>

- [29] “combox - git commit - google client behavior fix.” [Online]. Available: <https://git.ricketyspace.net/combox/commit/?id=37385a90f90cb9d4dfd13d9d2e3cbcace8011e9>
- [30] “combox - git commit - bug six fix.” [Online]. Available: <https://git.ricketyspace.net/combox/commit/?id=9d14db03da5d10d5ab0d7cc76b20e7b1ed552>
- [31] “combox - git commit - bug seven fix.” [Online]. Available: <https://git.ricketyspace.net/combox/commit/?id=422238eb4904de14842221fa09a2b4028801af>
- [32] T. Richardson, Q. Stafford-Fraser, K. R. Wood, and A. Hopper, “Virtual network computing,” *Internet Computing, IEEE*, vol. 2, no. 1, pp. 33–38, Jan 1998.
- [33] “combox - git commit - bug eleven fix.” [Online]. Available: <https://git.ricketyspace.net/combox/commit/?id=5aa1ba0c1dcad62931ba27bb66bf115233086c>
- [34] “dump script (python) for stressing testing combox.” [Online]. Available: <https://git.ricketyspace.net/combox-paper/plain/dumper/dump>
- [35] “dumps.el - emacs lisp magic to slurp and process output from combox.” [Online]. Available: <https://git.ricketyspace.net/combox-paper/plain/scripts/dumps.el>
- [36] “benchmarks.org - document containing all information about the stress testing combox.” [Online]. Available: <https://git.ricketyspace.net/combox-paper/plain/notes/benchmarks.org>
- [37] “combox - git commit - bug ten fix.” [Online]. Available: <https://git.ricketyspace.net/combox/commit?id=7ed3c9cbe6e56223b043a23408474f9df08f119e>